

1
FRONT
Printing area:W242.51" x H100.78"

Bleed Line _____
Make sure to extend the background images or colors all the way to the edge of the black outline.

Trim Line _____
Be aware of Safe visible area & keep important images & text inside this line.(Anything left outside the green box may be cut off during trimming.)

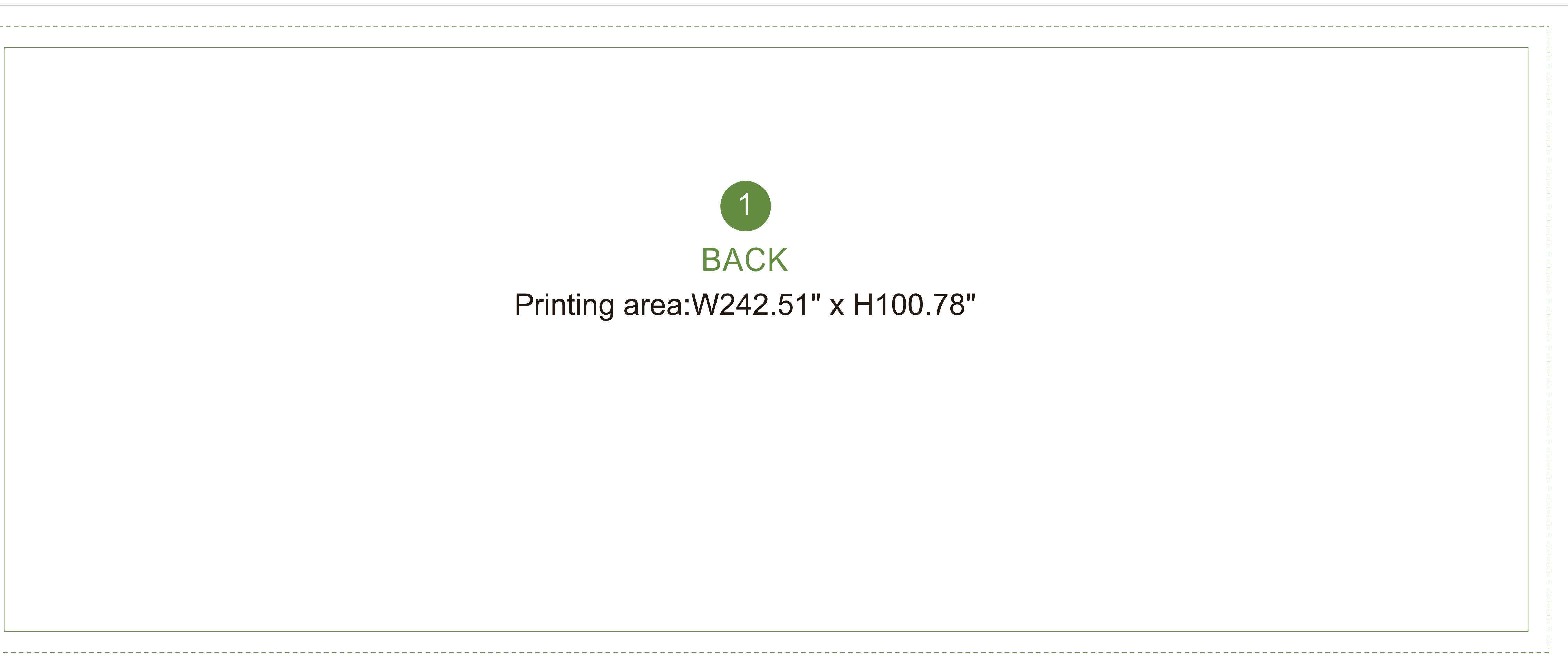
Safe Line _____

Fold Line _____



3
TOP
Printing area:W66.07" x H100.78"

3
BOTTOM
Printing area:W66.07" x H100.78"



1
BACK
Printing area:W242.51" x H100.78"

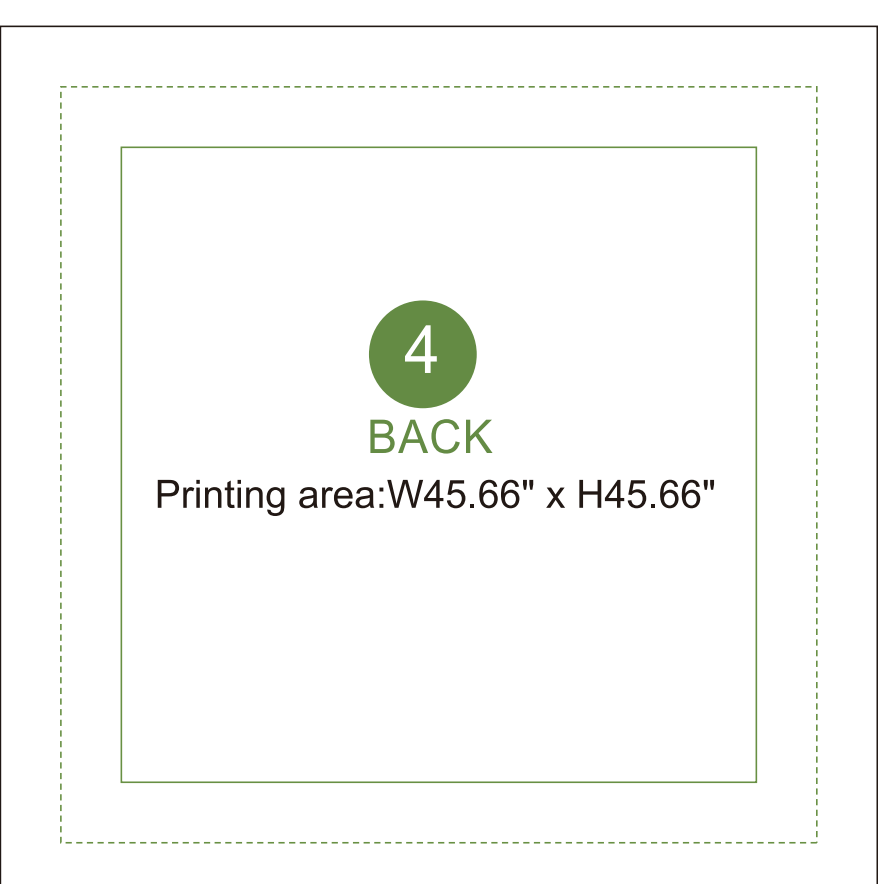


2
FRONT
Printing area:W66.07" x H100.78"

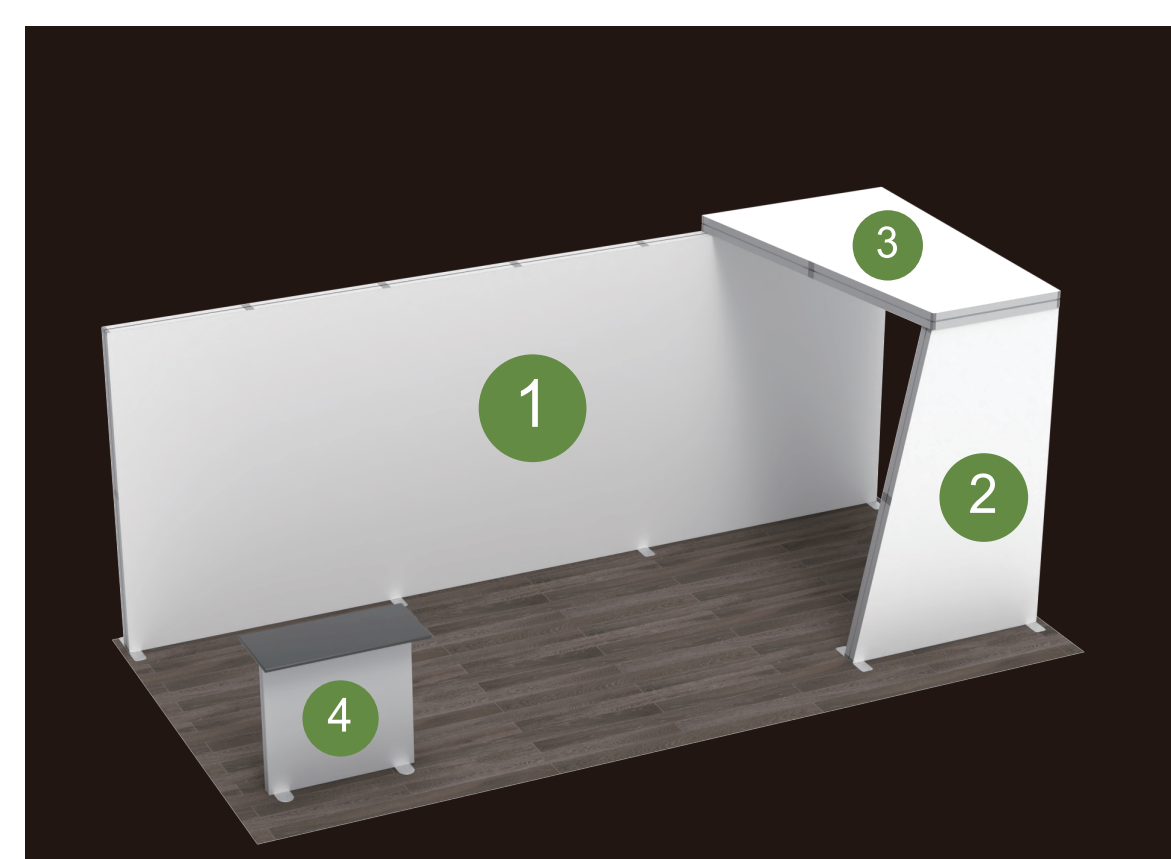
2
BACK
Printing area:W66.07" x H100.78"



4
FRONT
Printing area:W45.66" x H45.66"



4
BACK
Printing area:W45.66" x H45.66"



AOM Prime Print

- Graphic Specifications:
- Use Provided Template: Follow template dimensions exactly
 - Resolution: 150 DPI minimum
 - Color Mode: CMYK (for print accuracy)
 - No Template Lines: Remove any template guidelines before submission
 - Images: Embed or link all images in the file
 - Fonts: Outline all fonts to avoid compatibility issues

- Accepted File Formats:
- Photoshop: .PSD, .PSB
 - Illustrator: .AI, .EPS
 - Flattened Files: .TIFF
 - Press Quality PDF: High-resolution PDF (preferred for print)

Color Matching Service:
Please note that printed colors may vary slightly from what you see on screen.
If color accuracy is critical, we recommend adding our Color Matching Service when placing your order.